

Scaled data based on original data using
LM-79-08 Approved Method: Electrical and Photometric Measurements of Solid-
State Lighting Products

Test Report Prepared for
Cooper Lighting Solutions
(formerly Eaton)

Brand: McGRAW-EDISON

Report Number: P226782

Luminaire Tested: **ISW-AF-XXX-LED-E1-SL2-7060-XXB**

Issue Date: 3/3/2020

Test Information

Test Method: LM-79-08
Report Number: P226782
TEST IS SCALED FROM IESNA LM-79-08 TEST DATA (P35945)
Test Lab: INNOVATION CENTER-P3
Issue Date: 3/3/2020
Manufacturer: COOPER LIGHTING SOLUTIONS (FORMERLY EATON)
Product Line: MCGRAW-EDISON
Catalog Number: ISW-AF-XXX-LED-E1-SL2-7060-XXB
Description: IMPACT ELITE LED WEDGE LUMINAIRE, EMERGENCY MODE WITH BATTERY
BACKPACK BOX
LIGHT SQUARE WITH ACCUCLED OPTICS-TYPE II W/SPILL CONTROL
Light Source: (16) 5700K CCT, 70 CRI LEDs
Ballast/Driver: ELECTRONIC DRIVER

Summary

Lumens per Lamp: N/A
Luminaire Lumens: 642 lumens
Efficiency: N/A
Efficacy: 49.4 lumens/watt
Luminous Opening: Rectangular (W 0.5' x L: 0.5' x H: 0')
IES Classification: Type II - Short - Semi-Cutoff
BUG Rating: B0 - U1 - G1

Input Watts (W): 13
Input Voltage (V): 120
Input Current (Ain): NR
Voltage Rise (V): NR
Power Factor: NR
Total Harmonic Distortion (THDi): NR
Frequency (hertz): 60
Stabilization Time: NR
Operation Time: NR
Ambient Temperature (°C): NR
Test Distance: 25 FT

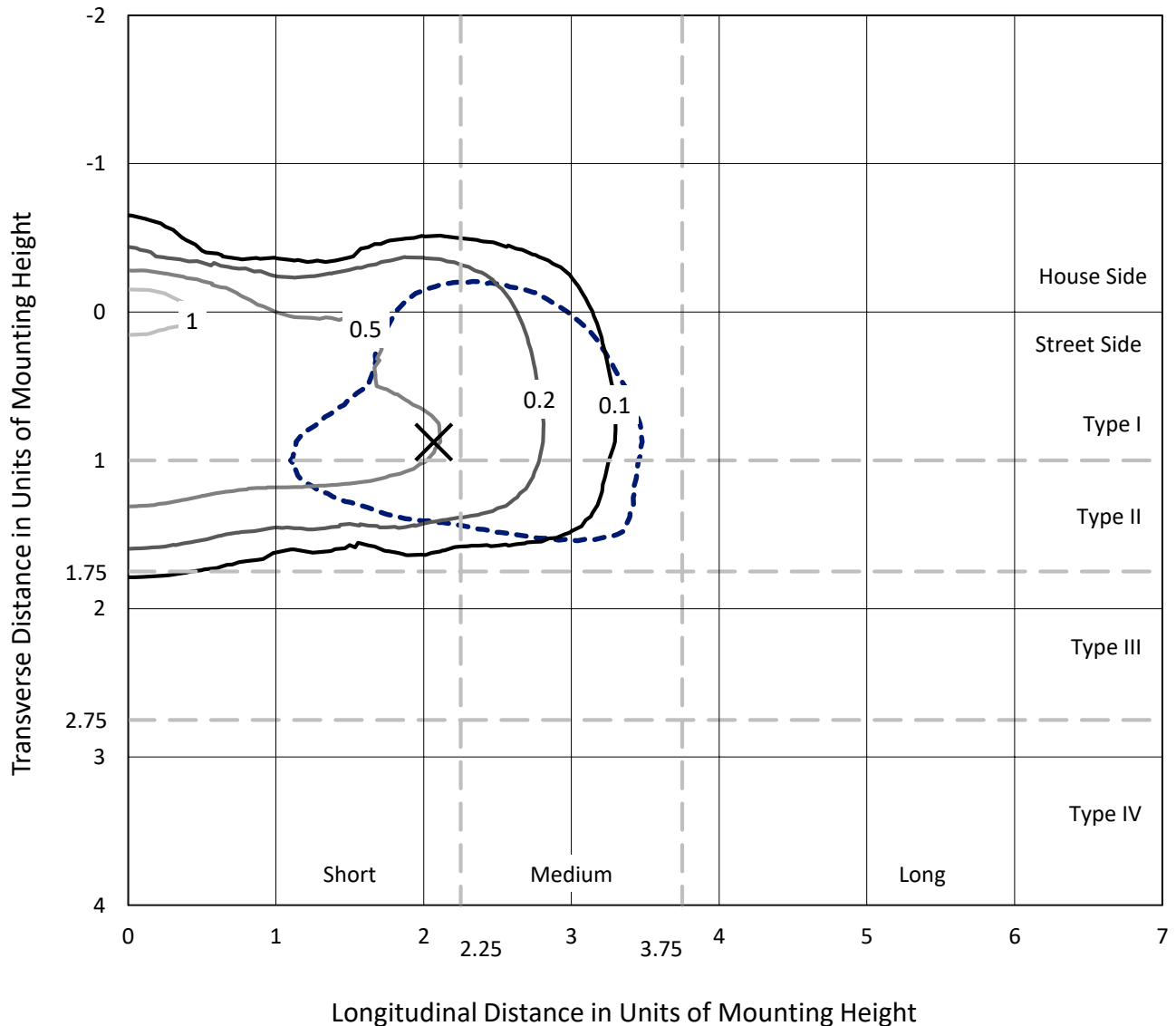


REPORT NUMBER: P226782

CATALOG NUMBER: ISW-AF-XXX-LED-E1-SL2-7060-XXB

Iso-Footcandle Lines of Horizontal Illumination

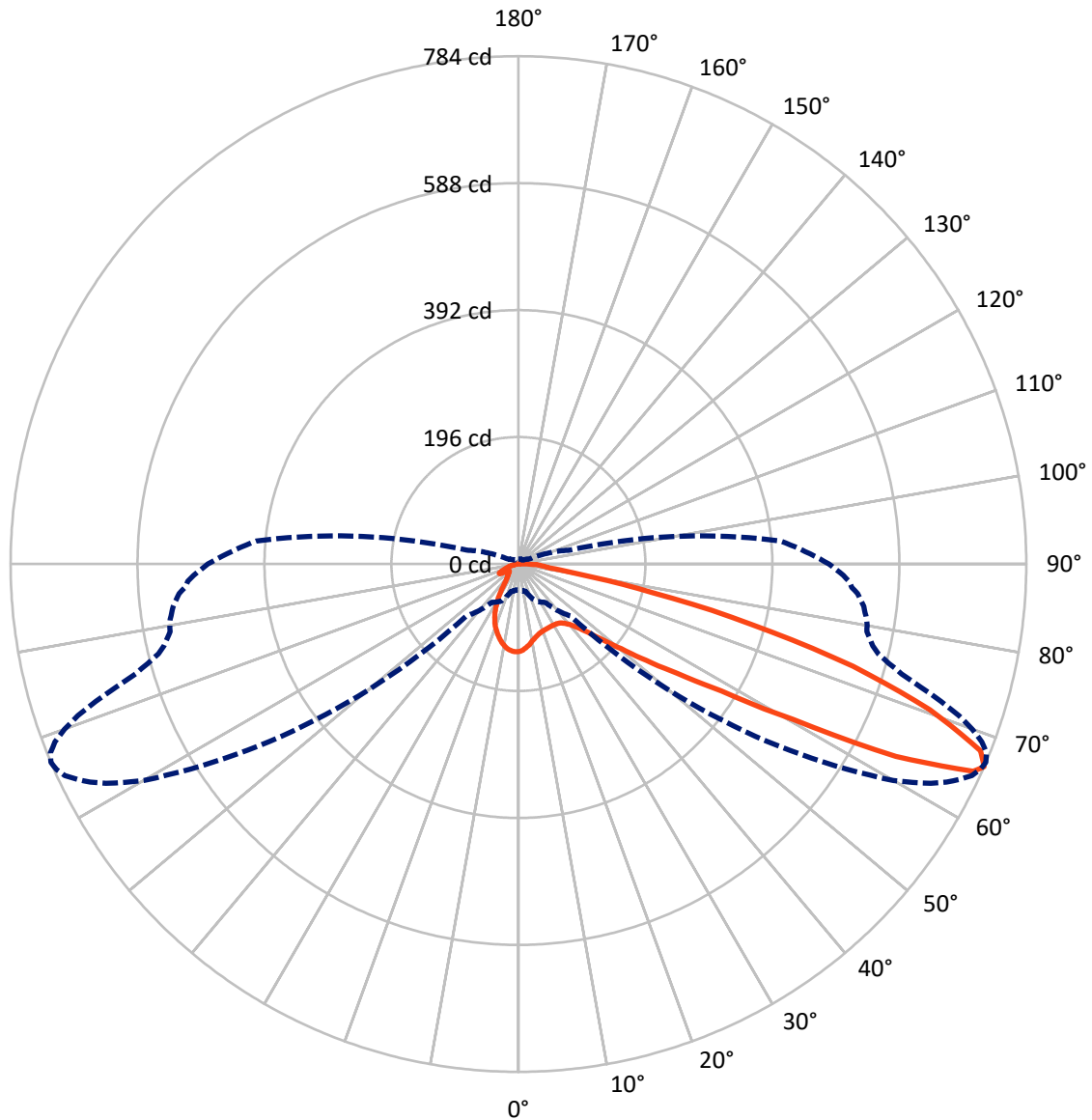
× Max cd
 - - - 1/2 Max cd



Based on 10 foot mounting height. Maximum calculated value = 1.4 fc
 Type II - Short - Semi-Cutoff

REPORT NUMBER: P226782
CATALOG NUMBER: ISW-AF-XXX-LED-E1-SL2-7060-XXB

Luminous Intensity Polar Plot



— Vertical Plane Through 67-Deg Lateral - - - Horizontal Cone Through 66-Deg Vertical

REPORT NUMBER: P226782

CATALOG NUMBER: ISW-AF-XXX-LED-E1-SL2-7060-XXB

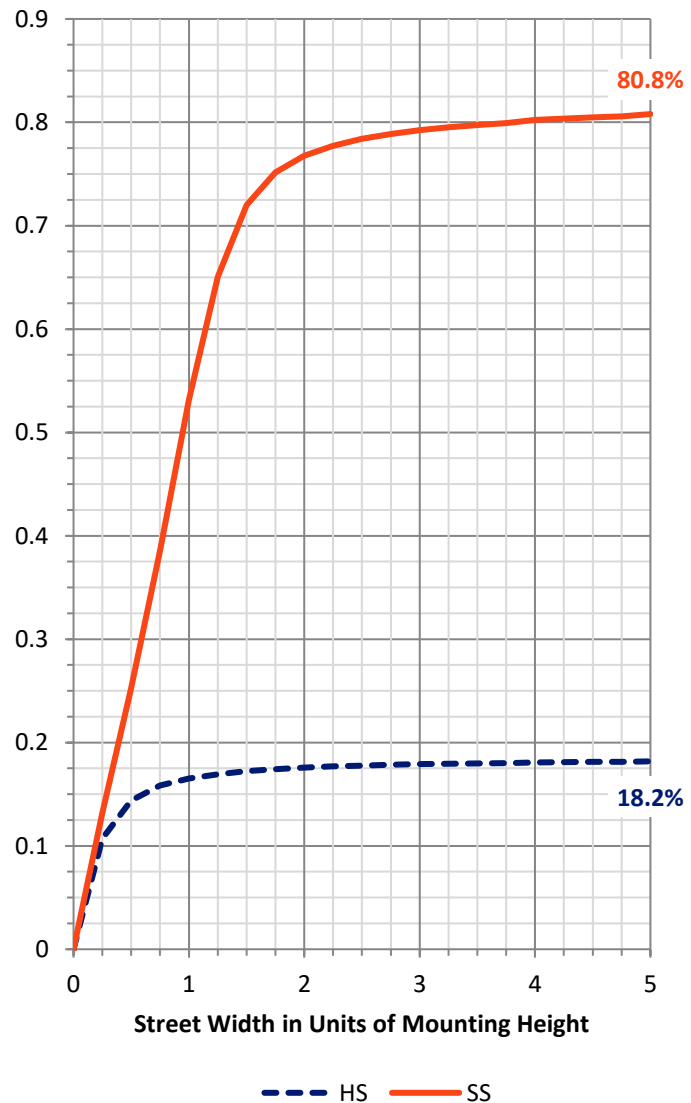
FLUX DISTRIBUTION:

		Downward	Upward	Total
House Side	Lumens	118.5	0.1	118.6
	% Fixture	18.5	0.0	18.5
Street Side	Lumens	523.2	0.2	523.4
	% Fixture	81.5	0.0	81.5
Total	Lumens	641.7	0.2	642.0
	% Fixture	100.0	0.0	100.0

Coefficient of Utilization

ZONAL LUMENS:

Zone	Lumens	% Fixture
0°-10°	11.7	1.8
10°-20°	27.9	4.3
20°-30°	38.2	6.0
30°-40°	54.6	8.5
40°-50°	88.6	13.8
50°-60°	140.4	21.9
60°-70°	177.9	27.7
70°-80°	88.4	13.8
80°-90°	14.0	2.2
90°-100°	0.2	0.0
100°-110°	0.0	0.0
110°-120°	0.0	0.0
120°-130°	0.0	0.0
130°-140°	0.0	0.0
140°-150°	0.0	0.0
150°-160°	0.0	0.0
160°-170°	0.0	0.0
170°-180°	0.0	0.0
0°-90°	641.7	100.0
0°-180°	642.0	100.0



REPORT NUMBER: P226782

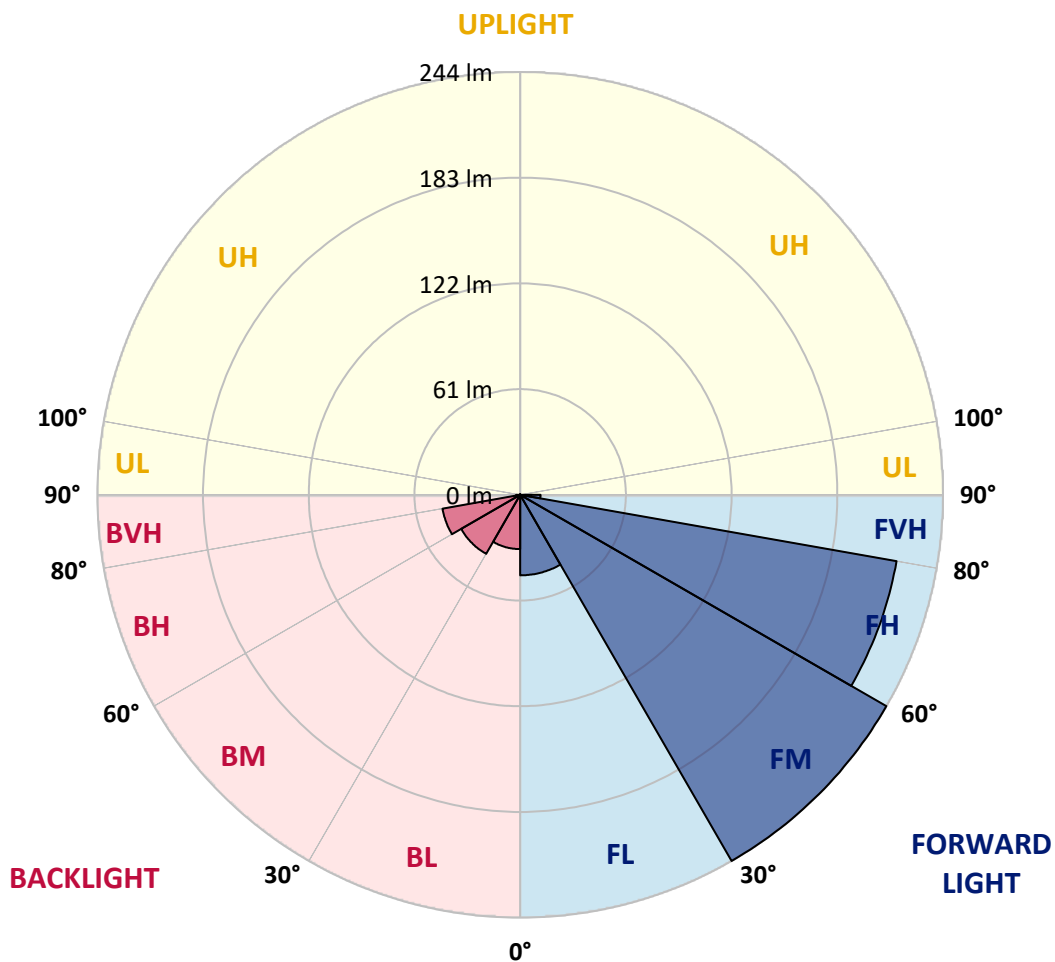
CATALOG NUMBER: ISW-AF-XXX-LED-E1-SL2-7060-XXB

LUMINAIRE CLASSIFICATION SYSTEM LUMEN TABLE AND BUG RATING:

Zone		Lumens	% Fixture	Zone Rating/Lumen Limit		
				B	U	G
FL	(0°-30°)	46.5	7.2			
FM	(30°-60°)	244.2	38.0			
FH	(60°-80°)	220.7	34.4			G0/660
FVH	(80°-90°)	11.7	1.8			G1/100
BL	(0°-30°)	31.3	4.9	B0/110		
BM	(30°-60°)	39.4	6.1	B0/220		
BH	(60°-80°)	45.6	7.1	B0/110		G0/110
BVH	(80°-90°)	2.3	0.4			G0/10
UL	(90°-100°)	0.2	0.0		U1/10	
UH	(100°-180°)	0.1	0.0		U1/10	

BUG Rating: B0-U1-G1

Type II Short





REPORT NUMBER: P226782

CATALOG NUMBER: ISW-AF-XXX-LED-E1-SL2-7060-XXB

CANDELA DISTRIBUTION (FULL):

	0°	5°	15°	25°	35°	45°	55°	60°	61°	62°	63°
0°	135.1	135.1	135.1	135.1	135.1	135.1	135.1	135.1	135.1	135.1	135.1
2.5°	125.6	125.9	127.5	128.4	129.6	130.0	131.5	132.0	132.5	132.4	132.4
5°	114.3	115.2	115.9	117.7	119.5	121.7	124.5	126.6	127.0	127.5	127.8
7.5°	105.7	106.3	107.6	108.9	111.2	114.3	118.2	120.9	121.5	121.7	122.4
10°	99.6	100.0	101.2	102.8	105.5	108.5	112.7	115.4	116.3	116.7	117.3
12.5°	94.9	95.5	96.5	98.3	101.2	104.3	108.6	111.4	112.0	112.5	113.3
15°	91.9	92.3	93.3	95.2	97.8	100.9	105.1	108.5	108.9	109.4	110.1
17.5°	91.3	91.6	92.2	93.7	95.7	98.7	103.0	105.8	106.5	107.2	107.9
20°	93.7	93.8	94.0	94.2	95.4	97.3	101.6	104.5	105.1	105.7	106.7
22.5°	98.7	99.0	98.5	97.8	96.9	97.3	100.9	104.0	104.4	104.9	105.7
25°	107.3	107.1	105.6	104.5	101.5	99.0	101.1	103.7	104.2	104.7	105.6
27.5°	117.6	117.2	116.3	113.4	108.3	103.2	102.2	104.2	104.5	104.9	105.7
30°	128.6	128.7	127.9	124.7	118.1	109.6	104.8	105.3	105.5	105.9	106.4
32.5°	138.5	139.9	139.8	139.7	130.3	118.1	109.9	107.9	107.6	107.9	108.1
35°	150.0	150.3	153.0	154.3	146.7	130.7	117.2	112.9	111.8	111.9	111.7
37.5°	162.3	162.7	167.3	169.7	163.8	145.0	126.9	120.4	119.3	118.2	117.5
40°	180.3	181.8	184.2	186.8	183.9	164.2	139.8	130.9	128.2	128.0	126.4
42.5°	207.1	206.6	205.4	207.6	204.1	185.7	155.3	145.7	143.7	141.0	138.9
45°	233.4	234.5	229.4	230.4	230.6	210.5	177.8	164.3	163.3	160.1	157.8
47.5°	251.1	250.0	243.2	248.2	260.2	239.6	203.8	189.7	187.5	185.9	184.4
50°	252.1	251.1	246.8	255.5	281.2	291.2	240.1	223.7	220.5	217.6	216.7
52.5°	228.6	227.2	228.7	246.3	288.9	334.4	291.3	265.8	263.2	260.8	257.4
55°	186.6	188.2	195.0	220.4	277.2	365.1	392.1	330.9	319.7	319.6	311.3
57.5°	139.4	137.8	142.9	166.8	247.7	376.0	484.6	469.5	444.5	427.6	407.3
60°	94.0	94.4	99.1	111.4	172.4	364.1	546.7	599.4	590.6	587.1	581.6
62.5°	65.2	65.8	70.1	81.6	100.8	292.9	564.8	672.2	688.0	701.0	697.8
65°	45.6	45.7	50.1	67.8	75.5	150.5	524.8	681.9	705.3	727.7	747.8
66°	40.2	40.3	43.9	63.1	72.4	113.5	490.0	668.5	695.2	721.2	742.0
67.5°	34.4	35.0	37.8	53.6	69.4	87.6	404.8	628.4	656.4	685.1	712.5
70°	23.6	23.8	26.3	43.5	65.0	76.9	230.7	490.6	529.3	579.6	608.8
72.5°	16.9	16.7	17.0	26.9	66.7	76.4	121.2	322.9	377.0	421.2	452.7
75°	15.0	14.6	13.3	16.7	48.7	83.4	81.2	190.1	231.3	271.5	303.8
77.5°	13.4	12.6	12.0	12.8	24.1	78.6	72.9	108.9	129.9	159.9	184.8
80°	10.2	9.7	10.1	11.1	14.5	72.3	72.4	72.4	78.1	88.0	97.8
82.5°	6.8	6.2	7.0	9.2	10.9	54.5	74.8	63.9	62.9	62.5	63.2
85°	4.2	3.7	4.9	6.8	8.4	28.5	76.8	67.5	62.6	57.9	53.1
87.5°	1.5	1.7	2.5	4.0	5.5	12.3	67.3	59.5	56.1	50.2	44.8
90°	0.4	0.3	0.5	1.2	1.3	2.3	10.3	16.5	9.8	4.9	4.0
92.5°	0.0	0.0	0.0	0.0	0.0	0.0	0.0	0.0	0.0	0.0	0.0
95°	0.0	0.0	0.0	0.0	0.0	0.0	0.0	0.0	0.0	0.0	0.0
97.5°	0.0	0.0	0.0	0.0	0.0	0.0	0.0	0.0	0.0	0.0	0.0
100°	0.0	0.0	0.0	0.0	0.0	0.0	0.0	0.0	0.0	0.0	0.0
102.5°	0.0	0.0	0.0	0.0	0.0	0.0	0.0	0.0	0.0	0.0	0.0
105°	0.0	0.0	0.0	0.0	0.0	0.0	0.0	0.0	0.0	0.0	0.0
107.5°	0.0	0.0	0.0	0.0	0.0	0.0	0.0	0.0	0.0	0.0	0.0



REPORT NUMBER: P226782

CATALOG NUMBER: ISW-AF-XXX-LED-E1-SL2-7060-XXB

CANDELA DISTRIBUTION (continued):

	0°	5°	15°	25°	35°	45°	55°	60°	61°	62°	63°
110°	0.0	0.0	0.0	0.0	0.0	0.0	0.0	0.0	0.0	0.0	0.0
112.5°	0.0	0.0	0.0	0.0	0.0	0.0	0.0	0.0	0.0	0.0	0.0
115°	0.0	0.0	0.0	0.0	0.0	0.0	0.0	0.0	0.0	0.0	0.0
117.5°	0.0	0.0	0.0	0.0	0.0	0.0	0.0	0.0	0.0	0.0	0.0
120°	0.0	0.0	0.0	0.0	0.0	0.0	0.0	0.0	0.0	0.0	0.0
122.5°	0.0	0.0	0.0	0.0	0.0	0.0	0.0	0.0	0.0	0.0	0.0
125°	0.0	0.0	0.0	0.0	0.0	0.0	0.0	0.0	0.0	0.0	0.0
127.5°	0.0	0.0	0.0	0.0	0.0	0.0	0.0	0.0	0.0	0.0	0.0
130°	0.0	0.0	0.0	0.0	0.0	0.0	0.0	0.0	0.0	0.0	0.0
132.5°	0.0	0.0	0.0	0.0	0.0	0.0	0.0	0.0	0.0	0.0	0.0
135°	0.0	0.0	0.0	0.0	0.0	0.0	0.0	0.0	0.0	0.0	0.0
137.5°	0.0	0.0	0.0	0.0	0.0	0.0	0.0	0.0	0.0	0.0	0.0
140°	0.0	0.0	0.0	0.0	0.0	0.0	0.0	0.0	0.0	0.0	0.0
142.5°	0.0	0.0	0.0	0.0	0.0	0.0	0.0	0.0	0.0	0.0	0.0
145°	0.0	0.0	0.0	0.0	0.0	0.0	0.0	0.0	0.0	0.0	0.0
147.5°	0.0	0.0	0.0	0.0	0.0	0.0	0.0	0.0	0.0	0.0	0.0
150°	0.0	0.0	0.0	0.0	0.0	0.0	0.0	0.0	0.0	0.0	0.0
152.5°	0.0	0.0	0.0	0.0	0.0	0.0	0.0	0.0	0.0	0.0	0.0
155°	0.0	0.0	0.0	0.0	0.0	0.0	0.0	0.0	0.0	0.0	0.0
157.5°	0.0	0.0	0.0	0.0	0.0	0.0	0.0	0.0	0.0	0.0	0.0
160°	0.0	0.0	0.0	0.0	0.0	0.0	0.0	0.0	0.0	0.0	0.0
162.5°	0.0	0.0	0.0	0.0	0.0	0.0	0.0	0.0	0.0	0.0	0.0
165°	0.0	0.0	0.0	0.0	0.0	0.0	0.0	0.0	0.0	0.0	0.0
167.5°	0.0	0.0	0.0	0.0	0.0	0.0	0.0	0.0	0.0	0.0	0.0
170°	0.0	0.0	0.0	0.0	0.0	0.0	0.0	0.0	0.0	0.0	0.0
172.5°	0.0	0.0	0.0	0.0	0.0	0.0	0.0	0.0	0.0	0.0	0.0
175°	0.0	0.0	0.0	0.0	0.0	0.0	0.0	0.0	0.0	0.0	0.0
177.5°	0.0	0.0	0.0	0.0	0.0	0.0	0.0	0.0	0.0	0.0	0.0
180°	0.0	0.0	0.0	0.0	0.0	0.0	0.0	0.0	0.0	0.0	0.0



REPORT NUMBER: P226782

CATALOG NUMBER: ISW-AF-XXX-LED-E1-SL2-7060-XXB

CANDELA DISTRIBUTION (continued):

	64°	65°	66°	67°	68°	69°	70°	71°	72°	73°	74°
0°	135.1	135.1	135.1	135.1	135.1	135.1	135.1	135.1	135.1	135.1	135.1
2.5°	132.5	133.0	133.2	133.0	133.1	133.7	133.5	133.8	133.8	134.0	134.0
5°	128.2	128.6	129.3	129.2	130.0	130.3	130.6	131.0	131.5	131.7	132.3
7.5°	123.1	123.8	124.5	124.9	125.4	126.3	126.6	127.5	128.3	129.0	129.6
10°	118.1	119.2	120.0	120.3	121.3	121.8	122.9	123.5	124.5	125.5	126.3
12.5°	114.0	115.0	115.4	116.3	117.3	118.2	118.7	120.0	120.9	122.2	123.4
15°	110.9	111.9	112.7	113.3	114.3	115.3	116.0	117.3	118.4	119.7	120.8
17.5°	109.0	109.6	110.5	111.1	112.3	113.4	114.3	115.7	117.0	118.1	119.5
20°	107.5	108.2	109.1	109.9	111.0	112.5	113.2	114.8	116.1	117.4	118.7
22.5°	106.8	107.4	108.3	109.2	110.3	111.5	112.7	114.1	115.5	116.9	118.2
25°	106.5	107.1	107.8	108.7	109.9	111.2	112.3	113.8	115.1	116.5	118.1
27.5°	106.6	107.0	107.8	108.6	109.9	111.0	112.1	113.6	115.1	116.4	118.1
30°	107.0	107.2	108.1	108.8	109.9	111.0	112.0	113.6	114.9	116.3	118.1
32.5°	108.3	108.7	109.1	109.6	110.5	111.4	112.6	114.0	115.2	116.6	118.1
35°	111.5	111.2	111.5	111.7	112.4	113.2	114.1	115.4	116.4	117.7	119.2
37.5°	116.5	115.9	116.1	116.0	116.0	116.6	117.5	118.3	119.2	120.5	122.0
40°	125.8	124.3	123.9	122.9	122.6	123.1	123.6	123.7	124.8	126.4	127.1
42.5°	137.7	135.8	136.1	134.4	133.9	133.3	134.1	133.6	134.3	135.3	136.8
45°	156.6	154.8	152.9	150.1	150.7	148.5	147.9	148.1	148.0	148.4	150.2
47.5°	179.2	176.8	175.5	174.5	172.4	171.2	169.6	167.1	167.7	168.5	170.0
50°	212.2	211.4	209.0	205.5	205.0	203.2	202.7	200.6	199.8	199.7	199.6
52.5°	256.3	251.2	250.3	247.0	244.5	242.8	242.2	239.2	236.2	237.9	237.7
55°	310.0	305.8	300.5	297.6	295.6	291.5	290.4	286.6	284.9	283.9	281.5
57.5°	400.3	385.7	374.8	369.4	361.8	354.1	351.4	343.6	337.7	333.4	333.7
60°	557.7	531.7	501.1	487.4	455.7	451.1	429.3	424.0	410.9	402.2	397.2
62.5°	695.6	688.5	673.9	653.9	622.1	585.4	568.9	536.1	510.5	499.3	483.8
65°	761.5	771.4	775.4	771.7	758.9	736.6	716.9	684.9	641.9	617.6	587.4
66°	758.1	772.8	780.3	784.1	779.5	766.3	745.6	719.3	686.0	649.0	615.1
67.5°	733.4	747.8	758.1	769.8	769.8	765.7	757.3	739.7	716.2	683.9	653.5
70°	632.5	652.0	670.2	673.8	683.8	680.7	687.4	676.2	670.6	657.1	640.8
72.5°	492.7	509.0	524.7	540.3	537.7	534.3	533.6	536.0	524.6	528.6	524.4
75°	327.7	355.8	371.8	370.3	371.3	372.2	365.1	349.1	361.5	345.9	351.1
77.5°	199.2	212.2	216.5	211.7	205.4	197.3	184.3	176.7	165.8	166.7	159.4
80°	104.5	106.1	102.6	92.9	87.6	82.8	67.9	61.2	55.1	52.8	47.5
82.5°	59.9	55.9	51.7	48.4	42.1	37.9	32.1	28.5	24.5	21.0	19.8
85°	48.5	43.2	39.3	35.6	31.3	27.6	22.8	19.0	16.1	14.0	13.5
87.5°	40.0	36.4	32.3	28.8	24.7	20.8	16.1	12.5	9.9	8.0	7.4
90°	3.6	4.8	3.5	1.9	2.9	1.5	0.9	1.0	0.8	0.8	0.9
92.5°	0.0	0.0	0.0	0.0	0.0	0.0	0.0	0.0	0.0	0.0	0.0
95°	0.0	0.0	0.0	0.0	0.0	0.0	0.0	0.0	0.0	0.0	0.0
97.5°	0.0	0.0	0.0	0.0	0.0	0.0	0.0	0.0	0.0	0.0	0.0
100°	0.0	0.0	0.0	0.0	0.0	0.0	0.0	0.0	0.0	0.0	0.0
102.5°	0.0	0.0	0.0	0.0	0.0	0.0	0.0	0.0	0.0	0.0	0.0
105°	0.0	0.0	0.0	0.0	0.0	0.0	0.0	0.0	0.0	0.0	0.0
107.5°	0.0	0.0	0.0	0.0	0.0	0.0	0.0	0.0	0.0	0.0	0.0



REPORT NUMBER: P226782

CATALOG NUMBER: ISW-AF-XXX-LED-E1-SL2-7060-XXB

CANDELA DISTRIBUTION (continued):

	64°	65°	66°	67°	68°	69°	70°	71°	72°	73°	74°
110°	0.0	0.0	0.0	0.0	0.0	0.0	0.0	0.0	0.0	0.0	0.0
112.5°	0.0	0.0	0.0	0.0	0.0	0.0	0.0	0.0	0.0	0.0	0.0
115°	0.0	0.0	0.0	0.0	0.0	0.0	0.0	0.0	0.0	0.0	0.0
117.5°	0.0	0.0	0.0	0.0	0.0	0.0	0.0	0.0	0.0	0.0	0.0
120°	0.0	0.0	0.0	0.0	0.0	0.0	0.0	0.0	0.0	0.0	0.0
122.5°	0.0	0.0	0.0	0.0	0.0	0.0	0.0	0.0	0.0	0.0	0.0
125°	0.0	0.0	0.0	0.0	0.0	0.0	0.0	0.0	0.0	0.0	0.0
127.5°	0.0	0.0	0.0	0.0	0.0	0.0	0.0	0.0	0.0	0.0	0.0
130°	0.0	0.0	0.0	0.0	0.0	0.0	0.0	0.0	0.0	0.0	0.0
132.5°	0.0	0.0	0.0	0.0	0.0	0.0	0.0	0.0	0.0	0.0	0.0
135°	0.0	0.0	0.0	0.0	0.0	0.0	0.0	0.0	0.0	0.0	0.0
137.5°	0.0	0.0	0.0	0.0	0.0	0.0	0.0	0.0	0.0	0.0	0.0
140°	0.0	0.0	0.0	0.0	0.0	0.0	0.0	0.0	0.0	0.0	0.0
142.5°	0.0	0.0	0.0	0.0	0.0	0.0	0.0	0.0	0.0	0.0	0.0
145°	0.0	0.0	0.0	0.0	0.0	0.0	0.0	0.0	0.0	0.0	0.0
147.5°	0.0	0.0	0.0	0.0	0.0	0.0	0.0	0.0	0.0	0.0	0.0
150°	0.0	0.0	0.0	0.0	0.0	0.0	0.0	0.0	0.0	0.0	0.0
152.5°	0.0	0.0	0.0	0.0	0.0	0.0	0.0	0.0	0.0	0.0	0.0
155°	0.0	0.0	0.0	0.0	0.0	0.0	0.0	0.0	0.0	0.0	0.0
157.5°	0.0	0.0	0.0	0.0	0.0	0.0	0.0	0.0	0.0	0.0	0.0
160°	0.0	0.0	0.0	0.0	0.0	0.0	0.0	0.0	0.0	0.0	0.0
162.5°	0.0	0.0	0.0	0.0	0.0	0.0	0.0	0.0	0.0	0.0	0.0
165°	0.0	0.0	0.0	0.0	0.0	0.0	0.0	0.0	0.0	0.0	0.0
167.5°	0.0	0.0	0.0	0.0	0.0	0.0	0.0	0.0	0.0	0.0	0.0
170°	0.0	0.0	0.0	0.0	0.0	0.0	0.0	0.0	0.0	0.0	0.0
172.5°	0.0	0.0	0.0	0.0	0.0	0.0	0.0	0.0	0.0	0.0	0.0
175°	0.0	0.0	0.0	0.0	0.0	0.0	0.0	0.0	0.0	0.0	0.0
177.5°	0.0	0.0	0.0	0.0	0.0	0.0	0.0	0.0	0.0	0.0	0.0
180°	0.0	0.0	0.0	0.0	0.0	0.0	0.0	0.0	0.0	0.0	0.0



REPORT NUMBER: P226782

CATALOG NUMBER: ISW-AF-XXX-LED-E1-SL2-7060-XXB

CANDELA DISTRIBUTION (continued):

	75°	76°	77°	78°	79°	80°	81°	82°	83°	84°	85°
0°	135.1	135.1	135.1	135.1	135.1	135.1	135.1	135.1	135.1	135.1	135.1
2.5°	134.3	134.3	134.4	134.6	134.7	134.7	134.7	134.9	135.0	134.7	135.0
5°	132.6	133.1	133.5	133.8	133.9	134.2	134.4	134.6	134.9	134.9	135.1
7.5°	130.4	131.3	131.7	132.2	132.7	133.2	133.8	134.2	134.4	134.7	135.0
10°	127.6	128.7	129.6	130.4	131.1	132.0	132.8	133.4	134.3	134.4	135.0
12.5°	124.6	126.2	126.9	128.4	129.3	130.8	131.6	132.4	133.4	133.9	134.6
15°	122.5	123.8	125.3	126.6	128.2	129.9	130.9	132.0	133.4	134.4	135.4
17.5°	120.8	122.7	124.3	126.1	128.0	129.8	131.3	132.5	134.3	134.8	135.8
20°	120.4	122.4	124.0	125.9	127.9	130.3	132.0	133.4	135.1	136.1	137.0
22.5°	120.2	122.1	124.0	126.2	128.5	131.0	132.8	134.5	136.3	137.1	137.8
25°	120.0	122.0	124.1	126.6	129.0	131.7	133.8	135.4	137.1	137.9	138.5
27.5°	120.0	122.1	124.4	126.9	129.5	132.4	134.4	136.0	137.4	138.2	138.4
30°	119.9	122.1	124.3	127.1	129.9	132.9	135.1	136.6	137.8	138.3	138.1
32.5°	120.1	122.4	124.8	127.6	130.5	133.4	135.7	137.3	138.0	137.9	137.8
35°	121.0	123.2	126.0	128.8	131.7	134.4	136.7	137.8	138.4	138.2	137.7
37.5°	123.6	125.8	128.6	131.7	134.0	137.1	139.1	139.9	140.0	139.5	138.3
40°	129.0	131.2	133.7	137.1	139.8	142.0	143.9	144.9	144.3	143.2	142.0
42.5°	137.6	140.3	143.3	146.0	149.3	152.2	152.7	153.3	152.3	150.3	148.7
45°	151.4	153.1	156.9	158.9	163.2	164.6	165.7	166.0	163.9	162.2	159.5
47.5°	171.3	174.5	177.2	179.1	182.2	184.1	186.2	185.3	183.6	180.8	177.3
50°	202.5	204.6	208.0	211.5	214.8	216.1	216.1	215.2	214.1	208.7	204.4
52.5°	240.9	241.1	246.1	250.3	253.1	251.1	253.5	251.1	250.4	246.6	243.0
55°	285.4	283.6	289.6	293.3	295.8	298.2	297.7	297.4	294.9	290.7	286.4
57.5°	327.6	332.9	335.8	341.2	342.5	344.1	343.4	342.5	341.0	338.6	336.7
60°	388.6	392.2	394.8	395.8	399.4	399.9	402.3	398.3	399.3	396.5	390.4
62.5°	471.5	467.7	469.7	469.7	468.6	464.9	466.9	468.4	465.8	463.5	462.6
65°	564.4	552.0	540.0	538.0	532.5	531.2	529.7	525.8	524.2	520.1	516.9
66°	592.2	572.9	561.6	554.7	548.0	546.6	544.4	540.4	537.1	531.4	525.9
67.5°	623.3	598.5	581.5	571.6	563.4	558.0	553.8	548.0	542.8	534.3	525.5
70°	621.3	600.8	580.3	565.4	553.0	541.9	535.4	522.9	512.3	500.2	490.1
72.5°	522.1	518.4	506.5	498.1	483.0	477.1	459.8	451.9	437.2	421.5	416.7
75°	362.9	348.6	342.5	339.1	332.5	314.1	302.2	304.8	287.6	272.3	263.5
77.5°	158.7	161.5	144.8	137.2	131.5	121.5	112.3	105.9	102.2	99.8	88.9
80°	43.9	38.3	37.8	35.1	34.5	30.8	31.2	28.5	26.7	26.3	25.5
82.5°	19.2	18.8	18.2	17.9	17.6	17.3	16.8	16.7	16.1	15.6	15.7
85°	12.7	12.6	12.3	12.1	11.6	10.9	10.4	10.0	10.1	9.6	9.5
87.5°	7.4	7.2	7.1	6.8	6.7	6.1	6.2	5.7	5.6	5.5	5.2
90°	1.1	1.2	1.4	1.4	1.0	1.8	1.5	1.4	1.4	1.2	1.2
92.5°	0.0	0.0	0.0	0.0	0.0	0.0	0.0	0.0	0.0	0.0	0.0
95°	0.0	0.0	0.0	0.0	0.0	0.0	0.0	0.0	0.0	0.0	0.0
97.5°	0.0	0.0	0.0	0.0	0.0	0.0	0.0	0.0	0.0	0.0	0.0
100°	0.0	0.0	0.0	0.0	0.0	0.0	0.0	0.0	0.0	0.0	0.0
102.5°	0.0	0.0	0.0	0.0	0.0	0.0	0.0	0.0	0.0	0.0	0.0
105°	0.0	0.0	0.0	0.0	0.0	0.0	0.0	0.0	0.0	0.0	0.0
107.5°	0.0	0.0	0.0	0.0	0.0	0.0	0.0	0.0	0.0	0.0	0.0



REPORT NUMBER: P226782
 CATALOG NUMBER: ISW-AF-XXX-LED-E1-SL2-7060-XXB

REPORT N
 CATALOG

CANDELA DISTRIBUTION (continued):

CANDELA

	75°	76°	77°	78°	79°	80°	81°	82°	83°	84°	85°	
110°	0.0	0.0	0.0	0.0	0.0	0.0	0.0	0.0	0.0	0.0	0.0	0°
112.5°	0.0	0.0	0.0	0.0	0.0	0.0	0.0	0.0	0.0	0.0	0.0	2.5°
115°	0.0	0.0	0.0	0.0	0.0	0.0	0.0	0.0	0.0	0.0	0.0	5°
117.5°	0.0	0.0	0.0	0.0	0.0	0.0	0.0	0.0	0.0	0.0	0.0	7.5°
120°	0.0	0.0	0.0	0.0	0.0	0.0	0.0	0.0	0.0	0.0	0.0	10°
122.5°	0.0	0.0	0.0	0.0	0.0	0.0	0.0	0.0	0.0	0.0	0.0	12.5°
125°	0.0	0.0	0.0	0.0	0.0	0.0	0.0	0.0	0.0	0.0	0.0	15°
127.5°	0.0	0.0	0.0	0.0	0.0	0.0	0.0	0.0	0.0	0.0	0.0	17.5°
130°	0.0	0.0	0.0	0.0	0.0	0.0	0.0	0.0	0.0	0.0	0.0	20°
132.5°	0.0	0.0	0.0	0.0	0.0	0.0	0.0	0.0	0.0	0.0	0.0	22.5°
135°	0.0	0.0	0.0	0.0	0.0	0.0	0.0	0.0	0.0	0.0	0.0	25°
137.5°	0.0	0.0	0.0	0.0	0.0	0.0	0.0	0.0	0.0	0.0	0.0	27.5°
140°	0.0	0.0	0.0	0.0	0.0	0.0	0.0	0.0	0.0	0.0	0.0	30°
142.5°	0.0	0.0	0.0	0.0	0.0	0.0	0.0	0.0	0.0	0.0	0.0	32.5°
145°	0.0	0.0	0.0	0.0	0.0	0.0	0.0	0.0	0.0	0.0	0.0	35°
147.5°	0.0	0.0	0.0	0.0	0.0	0.0	0.0	0.0	0.0	0.0	0.0	37.5°
150°	0.0	0.0	0.0	0.0	0.0	0.0	0.0	0.0	0.0	0.0	0.0	40°
152.5°	0.0	0.0	0.0	0.0	0.0	0.0	0.0	0.0	0.0	0.0	0.0	42.5°
155°	0.0	0.0	0.0	0.0	0.0	0.0	0.0	0.0	0.0	0.0	0.0	45°
157.5°	0.0	0.0	0.0	0.0	0.0	0.0	0.0	0.0	0.0	0.0	0.0	47.5°
160°	0.0	0.0	0.0	0.0	0.0	0.0	0.0	0.0	0.0	0.0	0.0	50°
162.5°	0.0	0.0	0.0	0.0	0.0	0.0	0.0	0.0	0.0	0.0	0.0	52.5°
165°	0.0	0.0	0.0	0.0	0.0	0.0	0.0	0.0	0.0	0.0	0.0	55°
167.5°	0.0	0.0	0.0	0.0	0.0	0.0	0.0	0.0	0.0	0.0	0.0	57.5°
170°	0.0	0.0	0.0	0.0	0.0	0.0	0.0	0.0	0.0	0.0	0.0	60°
172.5°	0.0	0.0	0.0	0.0	0.0	0.0	0.0	0.0	0.0	0.0	0.0	62.5°
175°	0.0	0.0	0.0	0.0	0.0	0.0	0.0	0.0	0.0	0.0	0.0	65°
177.5°	0.0	0.0	0.0	0.0	0.0	0.0	0.0	0.0	0.0	0.0	0.0	66°
180°	0.0	0.0	0.0	0.0	0.0	0.0	0.0	0.0	0.0	0.0	0.0	67.5°
												70°
												72.5°
												75°
												77.5°
												80°
												82.5°
												85°
												87.5°
												90°
												92.5°
												95°
												97.5°
												100°
												102.5°
												105°
												107.5°

NUMBER: P226782
 NUMBER: ISW-AF-XXX-LED-E1-SL2-7060-XXB

REPORT NUMBER: P
 CATALOG NUMBER:

DISTRIBUTION (continued):

CANDELA DISTRIBUTION

86°	87°	88°	89°	90°	95°	105°	115°	125°	135°	145°	110°	86°
135.1	135.1	135.1	135.1	135.1	135.1	135.1	135.1	135.1	135.1	135.1	110°	0.0
135.3	135.5	135.6	135.5	135.7	135.6	135.7	135.6	135.1	135.0	134.9	112.5°	0.0
135.5	135.9	136.0	136.1	135.9	136.1	135.7	134.2	132.4	130.5	128.9	115°	0.0
135.7	136.2	136.5	136.5	136.6	136.4	134.9	131.6	127.5	123.5	120.4	117.5°	0.0
135.6	136.3	136.6	136.7	136.7	136.3	132.8	127.4	121.2	115.1	108.8	120°	0.0
135.3	135.9	136.4	136.4	136.5	135.1	129.7	122.0	113.2	104.0	95.6	122.5°	0.0
135.9	136.5	136.5	136.5	136.4	134.1	126.4	115.3	103.5	90.9	78.5	125°	0.0
136.8	137.1	136.9	136.9	136.5	133.0	122.8	108.6	93.2	76.6	59.2	127.5°	0.0
137.5	137.7	137.6	137.1	136.7	131.8	119.0	101.6	80.8	59.2	42.0	130°	0.0
138.3	138.5	138.0	137.2	136.6	130.3	114.5	92.6	66.8	40.5	27.8	132.5°	0.0
138.4	138.6	137.7	136.7	135.7	128.0	109.0	83.0	51.5	26.2	21.7	135°	0.0
138.3	138.1	136.7	135.3	134.3	125.2	102.9	71.2	34.3	19.8	18.9	137.5°	0.0
137.6	136.8	135.6	134.1	132.5	122.1	96.8	58.0	21.7	17.2	17.2	140°	0.0
136.7	135.8	134.4	132.3	130.6	119.1	89.9	44.5	17.4	15.8	16.0	142.5°	0.0
136.3	135.3	133.2	131.1	128.9	116.4	82.6	29.9	15.6	14.9	15.0	145°	0.0
137.1	135.4	133.3	130.9	128.3	114.1	74.9	20.8	14.8	14.0	14.2	147.5°	0.0
139.7	138.1	135.6	132.5	129.7	112.7	66.8	17.3	13.9	13.2	13.2	150°	0.0
145.9	143.9	140.5	136.9	133.5	113.6	59.6	15.7	13.2	12.5	12.5	152.5°	0.0
156.1	153.6	149.7	145.5	141.1	117.9	51.4	15.1	12.7	11.8	11.6	155°	0.0
173.4	170.2	165.0	160.1	154.8	125.2	43.1	14.8	12.2	11.3	10.9	157.5°	0.0
200.7	196.0	189.8	183.3	176.9	138.6	36.6	14.4	11.8	10.9	10.5	160°	0.0
235.8	232.6	224.9	216.4	208.7	165.3	32.8	14.1	11.5	10.4	10.1	162.5°	0.0
280.6	275.4	269.3	261.7	252.5	199.9	32.4	14.0	11.2	10.0	9.8	165°	0.0
327.8	325.8	315.5	310.8	300.8	246.0	39.4	14.2	11.0	9.7	9.5	167.5°	0.0
381.7	382.5	372.9	367.7	359.5	304.5	62.8	14.8	11.0	9.5	9.2	170°	0.0
452.2	453.5	442.1	435.9	429.0	370.0	98.7	15.7	11.3	9.2	8.9	172.5°	0.0
510.0	503.3	495.9	485.1	476.4	406.5	95.0	17.5	11.7	8.9	8.6	175°	0.0
516.0	511.2	501.9	490.2	479.5	406.7	82.9	18.0	11.8	8.8	8.5	177.5°	0.0
515.2	506.6	496.1	486.3	475.8	396.3	64.1	18.8	12.1	8.6	8.3	180°	0.0
479.5	467.5	457.3	443.7	432.7	354.6	39.4	18.7	11.7	8.0	7.8		
395.4	389.3	377.1	366.2	354.7	287.0	27.0	16.7	10.3	7.2	7.3		
255.8	248.7	236.4	230.2	223.8	183.6	21.0	13.6	8.8	6.5	6.8		
85.4	82.6	78.0	80.5	76.8	71.6	15.4	10.3	7.0	5.6	6.0		
25.6	25.0	25.8	24.3	25.8	21.8	10.1	7.2	5.4	4.8	5.3		
15.1	14.9	14.9	14.9	14.6	13.6	6.7	5.0	4.1	4.1	4.4		
9.3	9.1	9.2	9.1	9.3	8.3	4.5	3.5	3.1	3.0	3.6		
5.3	5.3	5.4	5.2	5.3	5.1	3.2	2.2	2.0	1.9	2.6		
1.3	1.3	1.0	0.9	1.0	1.4	0.9	0.7	0.6	0.5	0.9		
0.0	0.0	0.0	0.0	0.0	0.0	0.0	0.0	0.0	0.0	0.0		
0.0	0.0	0.0	0.0	0.0	0.0	0.0	0.0	0.0	0.0	0.0		
0.0	0.0	0.0	0.0	0.0	0.0	0.0	0.0	0.0	0.0	0.0		
0.0	0.0	0.0	0.0	0.0	0.0	0.0	0.0	0.0	0.0	0.0		
0.0	0.0	0.0	0.0	0.0	0.0	0.0	0.0	0.0	0.0	0.0		
0.0	0.0	0.0	0.0	0.0	0.0	0.0	0.0	0.0	0.0	0.0		
0.0	0.0	0.0	0.0	0.0	0.0	0.0	0.0	0.0	0.0	0.0		
0.0	0.0	0.0	0.0	0.0	0.0	0.0	0.0	0.0	0.0	0.0		
0.0	0.0	0.0	0.0	0.0	0.0	0.0	0.0	0.0	0.0	0.0		
0.0	0.0	0.0	0.0	0.0	0.0	0.0	0.0	0.0	0.0	0.0		
0.0	0.0	0.0	0.0	0.0	0.0	0.0	0.0	0.0	0.0	0.0		

'226782
 ISW-AF-XXX-LED-E1-SL2-7060-XXB

REPORT NUMBER: P226782
 CATALOG NUMBER: ISW-AF-X

TION (continued):

CANDELA DISTRIBUTION (con

87°	88°	89°	90°	95°	105°	115°	125°	135°	145°		155°	165°
0.0	0.0	0.0	0.0	0.0	0.0	0.0	0.0	0.0	0.0	0°	135.1	135.1
0.0	0.0	0.0	0.0	0.0	0.0	0.0	0.0	0.0	0.0	2.5°	134.2	133.5
0.0	0.0	0.0	0.0	0.0	0.0	0.0	0.0	0.0	0.0	5°	126.5	124.7
0.0	0.0	0.0	0.0	0.0	0.0	0.0	0.0	0.0	0.0	7.5°	115.5	113.4
0.0	0.0	0.0	0.0	0.0	0.0	0.0	0.0	0.0	0.0	10°	103.0	99.8
0.0	0.0	0.0	0.0	0.0	0.0	0.0	0.0	0.0	0.0	12.5°	87.0	80.7
0.0	0.0	0.0	0.0	0.0	0.0	0.0	0.0	0.0	0.0	15°	68.5	60.1
0.0	0.0	0.0	0.0	0.0	0.0	0.0	0.0	0.0	0.0	17.5°	47.2	40.4
0.0	0.0	0.0	0.0	0.0	0.0	0.0	0.0	0.0	0.0	20°	33.1	30.6
0.0	0.0	0.0	0.0	0.0	0.0	0.0	0.0	0.0	0.0	22.5°	25.6	25.7
0.0	0.0	0.0	0.0	0.0	0.0	0.0	0.0	0.0	0.0	25°	21.2	22.2
0.0	0.0	0.0	0.0	0.0	0.0	0.0	0.0	0.0	0.0	27.5°	18.7	19.7
0.0	0.0	0.0	0.0	0.0	0.0	0.0	0.0	0.0	0.0	30°	17.2	18.0
0.0	0.0	0.0	0.0	0.0	0.0	0.0	0.0	0.0	0.0	32.5°	16.1	16.5
0.0	0.0	0.0	0.0	0.0	0.0	0.0	0.0	0.0	0.0	35°	14.9	15.0
0.0	0.0	0.0	0.0	0.0	0.0	0.0	0.0	0.0	0.0	37.5°	13.8	13.8
0.0	0.0	0.0	0.0	0.0	0.0	0.0	0.0	0.0	0.0	40°	12.8	12.7
0.0	0.0	0.0	0.0	0.0	0.0	0.0	0.0	0.0	0.0	42.5°	12.0	11.9
0.0	0.0	0.0	0.0	0.0	0.0	0.0	0.0	0.0	0.0	45°	11.1	11.2
0.0	0.0	0.0	0.0	0.0	0.0	0.0	0.0	0.0	0.0	47.5°	10.6	10.7
0.0	0.0	0.0	0.0	0.0	0.0	0.0	0.0	0.0	0.0	50°	10.1	10.2
0.0	0.0	0.0	0.0	0.0	0.0	0.0	0.0	0.0	0.0	52.5°	9.7	9.7
0.0	0.0	0.0	0.0	0.0	0.0	0.0	0.0	0.0	0.0	55°	9.4	9.3
0.0	0.0	0.0	0.0	0.0	0.0	0.0	0.0	0.0	0.0	57.5°	9.1	8.9
0.0	0.0	0.0	0.0	0.0	0.0	0.0	0.0	0.0	0.0	60°	8.8	8.6
0.0	0.0	0.0	0.0	0.0	0.0	0.0	0.0	0.0	0.0	62.5°	8.6	8.3
0.0	0.0	0.0	0.0	0.0	0.0	0.0	0.0	0.0	0.0	65°	8.4	8.2
0.0	0.0	0.0	0.0	0.0	0.0	0.0	0.0	0.0	0.0	66°	8.3	8.1
0.0	0.0	0.0	0.0	0.0	0.0	0.0	0.0	0.0	0.0	67.5°	8.2	8.0
										70°	7.8	7.6
										72.5°	7.2	7.1
										75°	6.7	6.5
										77.5°	5.9	5.8
										80°	5.0	4.9
										82.5°	4.2	4.1
										85°	3.4	3.2
										87.5°	2.3	2.1
										90°	0.6	0.7
										92.5°	0.0	0.0
										95°	0.0	0.0
										97.5°	0.0	0.0
										100°	0.0	0.0
										102.5°	0.0	0.0
										105°	0.0	0.0
										107.5°	0.0	0.0



REPORT NUMBER: P226782

CATALOG NUMBER: ISW-AF-XXX-LED-E1-

XX-LED-E1-SL2-7060-XXB

tinued):

175°	180°
135.1	135.1
132.9	133.8
124.1	123.8
111.7	111.8
96.6	96.8
77.2	76.0
55.3	55.7
38.5	38.4
30.9	31.1
26.4	26.4
23.5	23.5
20.7	20.8
18.8	19.0
17.1	17.2
15.3	15.4
13.9	13.9
12.9	13.0
12.2	12.2
11.6	11.6
11.0	11.2
10.4	10.5
9.8	9.9
9.3	9.3
8.8	8.8
8.4	8.3
8.1	7.9
7.8	7.7
7.7	7.6
7.6	7.5
7.4	7.3
7.1	7.0
6.6	6.4
6.0	5.8
5.5	5.2
4.6	4.4
3.4	3.2
2.0	2.0
0.5	0.5
0.0	0.0
0.0	0.0
0.0	0.0
0.0	0.0
0.0	0.0
0.0	0.0
0.0	0.0
0.0	0.0
0.0	0.0
0.0	0.0

CANDELA DISTRIBUTION (continued):

	155°	165°	175°
110°	0.0	0.0	0.0
112.5°	0.0	0.0	0.0
115°	0.0	0.0	0.0
117.5°	0.0	0.0	0.0
120°	0.0	0.0	0.0
122.5°	0.0	0.0	0.0
125°	0.0	0.0	0.0
127.5°	0.0	0.0	0.0
130°	0.0	0.0	0.0
132.5°	0.0	0.0	0.0
135°	0.0	0.0	0.0
137.5°	0.0	0.0	0.0
140°	0.0	0.0	0.0
142.5°	0.0	0.0	0.0
145°	0.0	0.0	0.0
147.5°	0.0	0.0	0.0
150°	0.0	0.0	0.0
152.5°	0.0	0.0	0.0
155°	0.0	0.0	0.0
157.5°	0.0	0.0	0.0
160°	0.0	0.0	0.0
162.5°	0.0	0.0	0.0
165°	0.0	0.0	0.0
167.5°	0.0	0.0	0.0
170°	0.0	0.0	0.0
172.5°	0.0	0.0	0.0
175°	0.0	0.0	0.0
177.5°	0.0	0.0	0.0
180°	0.0	0.0	0.0

